



# Talon<sup>®</sup>

## Component Selection Guide



Talon is the market-leading family of UV and green pulsed nanosecond industrial lasers that delivers an unprecedented combination of performance, reliability, and cost. It is ideal for a wide range of micromachining applications where extended production cycles rely on stable beam quality and high uptime. Based on MKS Spectra-Physics' *It's in the Box*<sup>™</sup> design, with the laser and controller combined in a single, compact package, all Talon lasers use field-proven technology to output up to >45 W or >500  $\mu$ J per pulse of UV, and in green models up to >40 W or 1000  $\mu$ J, with a wide repetition rate range of 0 to 500 kHz, high pulse-to-pulse stability and excellent TEM<sub>00</sub> mode quality for tens of thousands of operating hours. All Talon models feature the same interfaces, similar footprints and remarkable ease of use, making scaling existing processes or bringing up a new one straightforward and convenient. The laser can be remotely controlled via RS 232 or USB interface, and incorporates extensive on-board data logging of key parameters. The long life diodes, innovative optical and electronics design, and MKS's extensive experience in producing UV lasers for 24/7 applications make Talon a highly reliable laser for demanding applications.







### Recommended Optics & Optomechanics

It is critical to choose the right optics and optomechanical components that work best with your Talon laser. Talon's high UV and green output power necessitates optics that have a high damage threshold. MKS Newport offers a wide selection of the highest quality optics and optical components covering the entire spectrum UV, VIS, NIR and IR wavelengths to help you with your most challenging applications. In addition, for more than 30 years, we have manufactured the world's most comprehensive line of optical mounts and mechanics. Our precision optomechanics help our customers stay at the leading edge. MKS also offers LaserClean<sup>™</sup> components for low-contamination applications.

Please use the following recommendations to determine which components best serve your needs. If you need help making a selection or have questions about the following tables, please contact us at [tech@newport.com](mailto:tech@newport.com).

# Talon<sup>®</sup> Component Selection Guide

## Recommended Optics & Optomechanics

Optics					Optomechanics		Talon Model										
Optics Type	$\lambda$	Part Number	LIDT	Description	Mount P/N	Mount Description	355-6	355-12	355-15	355-20	355-30	355-45	HE-355-275	HE-355-500	532-20	532-40	HE-532-1000
 Mirrors	355 nm	10QM20HM.45	3.5 J/cm <sup>2</sup> @355 nm, 10 ns, 10 Hz	1" dia Mirror, 45° AOI	SN100C-F2H-V6	Suprema Clear Edge Mirror Mount, 1.0 in., (2) 100-TPI Locking Hex Key	•	•	•	•	•	•	•	•			
	532 nm	10QM20HM.35	20 J/cm <sup>2</sup> @532 nm, 20 ns, 20 Hz	1" dia Mirror, 45° AOI	9817-6-Ni-K	Stability OEM Center Mount, Nickel Plated, 1.0 in., 3 Allen Adjust									•	•	•
	532 nm	10Q20HE.2	15 J/cm <sup>2</sup> @532 nm, 20 ns, 20 Hz	1" dia Mirror, 45° AOI	9814-6-Ni-K	Stability Top Adjust Mirror Mount, Nickel Plated, 1.0 in., 2 Allen-key									•	•	•
 Polarizing Cube Beam Splitters	532 nm	05BC15PH.3	10 J/cm <sup>2</sup> @1064 nm, 10 ns, 10 Hz	0.5" Polarizing Cube BS, High Power	UGP-1 and UGP-KIT-1	Ultima Gimbal Prism Mount, 1 in., 100 TPI Adjustment Screws and Adapter Kit, 0.50 in. (12.7 mm) Cube Riser									•	•	•
 Waveplates	355 nm	10RP02-08	2 J/cm <sup>2</sup> @355 nm, 10 ns, 10 Hz	1" dia zero order 1/2 waveplate	RM25B	Polarizer Rotation Mount, 25.4 mm, 2° Grads, 1° Sensitivity	•	•	•	•	•	•	•				
	355 nm	10RP04-08	2 J/cm <sup>2</sup> @355 nm, 10 ns, 10 Hz	1" dia zero order 1/4 waveplate	9401	Rotary Mount, 1 inch Waveplates or Polarizers	•	•	•	•	•	•	•				
	532 nm	10RP02-16	2 J/cm <sup>2</sup> @532 nm, 10 ns, 10 Hz	1" dia zero order 1/2 waveplate	RSP-1T	360° Continuous Rotation Stage, 1 in. Aperture, Coarse & Fine Adj.									•	•	•
	532 nm	10RP04-16	2 J/cm <sup>2</sup> @532 nm, 10 ns, 10 Hz	1" dia zero order 1/4 waveplate	GM-1RA	Gimbal Tip/Tilt Rotation Mount, Ø1 in., 100 TPI									•	•	•
 Lenses (AR.10 for 355 nm & AR.14 for 532 nm)	355 nm	SPXxxxAR.10	2 J/cm <sup>2</sup> @355 nm, 10 ns, 10 Hz	Plano-convex lens, fused silica, 25.4 mm	(M-)LH-1A	A-LINE Fixed Lens Mount, 1.0 in. (25.4 mm) Diameter, 8-32(M4) Thd.	•	•	•	•	•	•	•				
	355 nm	SBXxxxAR.10	2 J/cm <sup>2</sup> @355 nm, 10 ns, 10 Hz	Bi-convex lens, fused silica, 25.4 mm	LPV-1	XYZ ØXØY Compact Lens Positioner, 1.0 in. Diameter	•	•	•	•	•	•	•				
	355 nm	SPCxxxAR.10	2 J/cm <sup>2</sup> @355 nm, 10 ns, 10 Hz	Plano-concave lens, fused silica, 25.4 mm	HVM-1t	Vertical Drive, Thin Optic Industrial Mount, 1 in., 2 Locking Allen-Keys	•	•	•	•	•	•	•				
	355 nm	SBCxxxAR.10	2 J/cm <sup>2</sup> @355 nm, 10 ns, 10 Hz	Bi-concave lens, fused silica, 25.4 mm	LP-1A-XYZ	XYZ Lens Positioner, 1.0 in. (25.4 mm) Diameter	•	•	•	•	•	•	•				
	532 nm	SPXxxxAR.14	7.5 J/cm <sup>2</sup> @532 nm, 10 ns, 20 Hz	Plano-convex lens, fused silica, 25.4 mm	LA1V-XY	XY Compact Lens Positioner, 1.0 in. Diameter									•	•	•
	532 nm	SBXxxxAR.14	7.5 J/cm <sup>2</sup> @532 nm, 10 ns, 20 Hz	Bi-convex lens, fused silica, 25.4 mm	P100-At38	Kinematic, Thin Optic Mount, 25.4 mm, 3 Locking Allen-Key, 80 TPI									•	•	•
	532 nm	SPCxxxAR.14	7.5 J/cm <sup>2</sup> @532 nm, 10 ns, 20 Hz	Plano-concave lens, fused silica, 25.4 mm	LP-1A-XY	XY Lens Positioner, 1.0 in. (25.4 mm) Diameter									•	•	•
	532 nm	SBCxxxAR.14	7.5 J/cm <sup>2</sup> @532 nm, 10 ns, 20 Hz	Bi-concave lens, fused silica, 25.4 mm	LP-1A	XYZ ØXØY Lens Positioner, 1.0 in. Diameter									•	•	•
 High Energy Plano- Convex Lenses	355 nm	SPXxxxAR.3	5 J/cm <sup>2</sup> @355 nm, 20 ns, 10 Hz	Plano-Convex Lens, Fused Silica, 25.4 mm AR.3 coated	LP-1A-XYZ	XYZ Lens Positioner, 1.0 in. (25.4 mm) Diameter	•	•	•	•	•	•	•				
	532 nm	SPXxxxAR.2	8 J/cm <sup>2</sup> @532 nm, 20 ns, 10 Hz	Plano-Convex Lens, Fused Silica, 25.4 mm AR.2 coated	LP-1A	XYZ ØXØY Lens Positioner, 1.0 in. Diameter									•	•	•
 Nano- Texture Surface Lenses	355 nm	SPXxxxRAR.S	35 J/cm <sup>2</sup> @1064 nm, 10 ns, 10 Hz	Plano-Convex Lens, Nano- Textured Fused Silica, 12.7 mm	LP-05A-XY	XY Lens Positioner, 0.5-in. Diameter	•	•	•	•	•	•	•				
	355 nm	SPCxxxRAR.S	35 J/cm <sup>2</sup> @1064 nm, 10 ns, 10 Hz	Plano-Concave Lens, Nano- Textured Fused Silica, 12.7 mm	LP-05A-XYZ	XYZ Lens Positioner, 0.5-in. Diameter	•	•	•	•	•	•	•				
	532 nm	SPXxxxRAR.L	35 J/cm <sup>2</sup> @1064 nm, 10 ns, 10 Hz	Plano-Convex Lens, Nano- Textured Fused Silica, 12.7 mm	LP-05A	XYZ ØXØY Lens Positioner, 0.5 in. Diameter									•	•	•
	532 nm	SPCxxxRAR.L	35 J/cm <sup>2</sup> @1064 nm, 10 ns, 10 Hz	Plano-Concave Lens, Nano- Textured Fused Silica, 12.7 mm	LP-05A-XYZ	XYZ Lens Positioner, 0.5-in. Diameter									•	•	•
 Attenuators ****	355 nm	VA-CB-355	2 J/cm <sup>2</sup> @355 nm, 10 ns, 10 Hz	Manual Variable Attenuator	PS- series Pedestal Posts	1.0 in. Optical Pedestals, Graduated Diameter	•	•	•	•							
	355 nm	VA-CB-355-CONEX	2 J/cm <sup>2</sup> @355 nm, 10 ns, 10 Hz	Motorized Variable Attenuator, CONEX	PX Forkless Pedestal Posts	1.0 in. PX Forkless Optical Pedestals and Posts	•	•	•	•							
	532 nm	VA-CB-532	2 J/cm <sup>2</sup> @532 nm, 10 ns, 10 Hz	Manual Variable Attenuator	Pedestal Forks	1.0 in. Pedestal Base Clamping Forks									•		
	532 nm	VA-CB-532-CONEX	2 J/cm <sup>2</sup> @532 nm, 10 ns, 10 Hz	Motorized Variable Attenuator, CONEX	PS-series Pedestal Spacers	1.0 in. Pedestal Spacers & Extensions									•		

\* Multiple lenses can be mounted with Newport's lens tubes and spacers

\*\* Additional optics types and sizes are available – please go to <http://www.newport.com> or contact your local MKS sales representative

\*\*\* The optics listed in this guide will meet the requirements of most customer applications for the Talon laser. Not all optics have been tested for all potential Talon applications, so compatibility with all applications cannot be guaranteed. When selecting optics, please evaluate suitability for requirements of your application. If you need assistance, please contact your local MKS sales representative

\*\*\*\*The removable PL15 beam dump that is included with the VA-CB-X(-CONEX) variable attenuators/splitters has a damage threshold of 30 W/cm<sup>2</sup> and can't be used with these lasers. The reflected beam will need to be controlled using external beam routing or an external high power beam dump.

## Recommended Laser Measurement Sensors\*



For optimal application results, it is critical to ensure that the delivered laser power at the sample is precisely controlled. A laser power sensor is a detector that absorbs a laser beam and outputs a signal proportional to the beam's power. MKS Newport offers a wide selection of power sensors to accurately measure the Talon laser power delivered to the sample. The specific type of sensor depends on the details of the laser beam being measured, including power level, spectral region, beam size, etc.

Talon Model	Recommended Sensor	Laser Damage Threshold	Aperture	Power Measurement Range	Spectral Range	Description
Talon 355-6	919P-030-18	20 kW/cm <sup>2</sup>	17.5 mm	20 mW to 30 W	0.19 to 11 μm	<ul style="list-style-type: none"> <li>• Spectrally flat broadband coating</li> <li>• NIST-traceable calibration included</li> <li>• Insensitive to beam position</li> <li>• Sensitive with low noise &amp; drift</li> </ul>
Talon 355-12						
Talon 355-15						
Talon 355-20						
Talon 355-30						
Talon 355-45	919P-150-26	12 kW/cm <sup>2</sup>	26 mm	50 mW to 150 W	0.19 to 11 μm	
Talon HE 355-275	919P-030-18	20 kW/cm <sup>2</sup>	17.5 mm	20 mW to 30 W	0.19 to 11 μm	
Talon HE 355-500	919P-030-18	20 kW/cm <sup>2</sup>	17.5 mm	20 mW to 30 W	0.19 to 11 μm	
Talon 532-20	919P-030-18	20 kW/cm <sup>2</sup>	17.5 mm	20 mW to 30 W	0.19 to 11 μm	
Talon 532-40	919P-050-26	12 kW/cm <sup>2</sup>	26 mm	40 mW to 50 W	0.19 to 11 μm	
Talon HE 532-1000	919P-030-18	20 kW/cm <sup>2</sup>	17.5 mm	20 mW to 30 W	0.19 to 11 μm	

\* Order optical pedestal base with 1" height (PS-B-1) and a mounting fork (PS-F) to mount the sensor at beam height

\*\* Additional options from MKS Ophir are available. Please visit [www.ophiropt.com](http://www.ophiropt.com) or contact your Ophir sales representative for consultation


## Recommended Power Meter\*

1919-R is one of MKS Newport's most feature rich and technologically advanced power meters. It offers a plug-and-play functionality and is compatible with almost any of the wide range of Newport sensors. 1919-R is also the most precisely calibrated unit on the market thus measuring with the highest accuracy. With its versatility, ease of use, and user-friendly interface, the sensor can be used stand-alone or interfaced with LabVIEW or the user's own software.

Power Meter	Part Number	Description
	1919-R	<ul style="list-style-type: none"> <li>• Compatible with all standard Newport thermal sensors</li> <li>• USB and RS232 interfaces with PMManager PC applications and User Commands document</li> <li>• LabVIEW driver and COM Object Interface</li> <li>• Select between English, Japanese, Russian, and Chinese interfaces</li> </ul>

## PC Interface (optional)

A PC interface allows you to connect your laser power sensor directly to the PC. The Model 844-PE-USB is a Power Meter with a USB connection to use a computer as the monitor, allowing the user to access the full computing power of the PC.

PC Interface	Part Number	Description
	844-PE-USB	<ul style="list-style-type: none"> <li>• Optical Power and Energy Meter, Virtual, USB</li> <li>• Ideal when equipment space is tight or there is a need to control multiple power meter channels</li> <li>• Has a USB output and 0-1 V analog output. Application installation is simple &amp; takes care of the USB driver installation</li> </ul>

\* Other Newport display meters are available – please contact your local MKS sales representative

# Talon Component Selection Guide

## Recommended Beam Profiler & Attenuators\*



In addition to the average or instantaneous Watts or Joules of the laser beam, it is critical to understand how the power is spatially distributed in the cross-section of the beam. A beam profiler can help detect laser performance issues such as beam wander, jitter, divergence and astigmatism. MKS is the market leader with the largest installed base of laser beam profilers. With our unmatched accuracy, customizable layout, cutting edge R&D and global support system, we are ready to help our customers solve their most challenging problems.

Talon Model	Recommended beam profiler	Recommended Attenuator	Description
Talon 355-6	LBP2-HR-VIS3	LBP2-SAM-UV2	<ul style="list-style-type: none"> <li>The LBP2-HR-VIS3 Laser Beam Profiler is a powerful software driven system with comprehensive beam diagnostic measurement features. It features a 1624 x 1224 pixel CCD camera for the wavelength range between 190 and 1100 nm. The easy to use graphical user interface includes all of the accuracy and ISO approved quantitative results.</li> <li>The LBP2-SAM beam sampler operates by reflecting the incoming beam from the front surfaces of a pair of wedges through 90 degrees into the camera. Approximately 99% of the beam is transmitted through the beam sampler with 0.01% passed on to the available filter slides where you can add an additional attenuation up to ND6.</li> </ul>
Talon 355-12			
Talon 355-15			
Talon 355-20			
Talon 355-30			
Talon 355-45			
Talon HE 355-275			
Talon HE 355-500	LBP2-HR-VIS2	LBP2-SAM-VIS2	
Talon 532-20			
Talon 532-40			
Talon HE 532-1000			

\* Additional options from MKS Ophir are available. Please visit [www.ophiropt.com](http://www.ophiropt.com) or contact your Ophir sales representative for consultation

MKS Instruments is your one-stop-shop partner for all the critical components surrounding your workpiece. Working very closely with customers globally and with diverse applications ranging from PCB, ceramic and glass cutting & drilling to micromachining & solar cell processing, chances are we have already experienced & solved the challenges you may be facing now. That is how we **Solve Together, Succeed Together™**.

### Make Light

#### LASERS & LIGHT SOURCES

Ultrafast, Q-switched DPSS, CW, quasi-CW, high-energy pulsed, tunable and fiber lasers, low power laser diode modules, HeNe lasers, incoherent sources, laser diode instrumentation, laser diode reliability & burn-in test systems, electro-optic modulators & accessories. Includes ILX Lightwave, New Focus, Oriel, and Spectra-Physics products and brands.



#### MOTION CONTROL

Our motion product portfolio includes high precision XY stages, vertical stages, rotation stages, air bearing stages, custom-made motion systems, XPS high performance universal motion controller/driver and LMS-Pro laser machining software. Over the decades, we have served customers with diverse applications including ablation, ultrafast micromachining, laser additive manufacturing, laser cutting, scribing and drilling.



### Manage Light

#### PRECISION OPTICAL SYSTEMS/ SUBASSEMBLIES

Precision subassemblies and subsystems encompass our knowledge & expertise in optics, lasers, opto-mechanics, motion control, & electro-optics to meet the most demanding customer needs for performance, reliability, value & schedule. Incorporating precision optics fabrication and coating capabilities and components, optical solutions for the DUV, VIS, and NIR spectral ranges are produced from prototype through volume production.



#### OPTICAL TABLES & VIBRATION ISOLATION

With nearly 50 years of vibration control and vibration isolation design and manufacturing experience, MKS Newport has become the industry standard for optical tables, isolation systems, and vibration control products. Our diverse offering includes optical tables, breadboards, vibration isolators, Guardian Active Isolation workstations and custom built solutions.



### Measure Light

#### LIGHT ANALYSIS

MKS offers industry leading tools for measuring power or energy of an optical beam, profiling a laser, locating the position of a beam, spectral analysis, or characterizing a laser pulse. In addition to Newport brand optical meters, optical sensors, and beam characterization instrumentation, our Ophir Photonics business offers a diverse selection of these products as well.



© MKS Instruments, Inc.  
All rights reserved.

BR-051801 Talon Component Selection Guide\_10/21, © 2021 MKS Instruments, Inc. Specifications are subject to change without notice. MKS products provided subject to the US Export Regulations. Diversion or transfer contrary to US law is prohibited. Spectra-Physics® and Talon® are registered trademarks and It's In the Box™, LaserClean™, mksinst™, and Solve Together, Succeed Together™ are trademarks of MKS Instruments, Inc., Andover, MA.

The laser measurement sensors, power meter & PC interface, beam profilers & attenuators listed in this document are RoHS compliant.